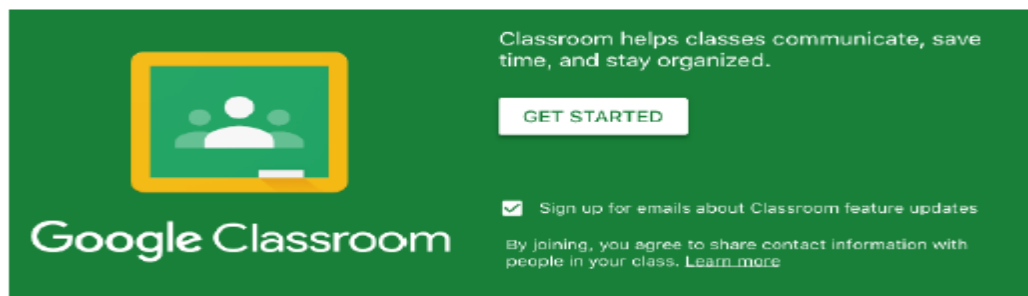




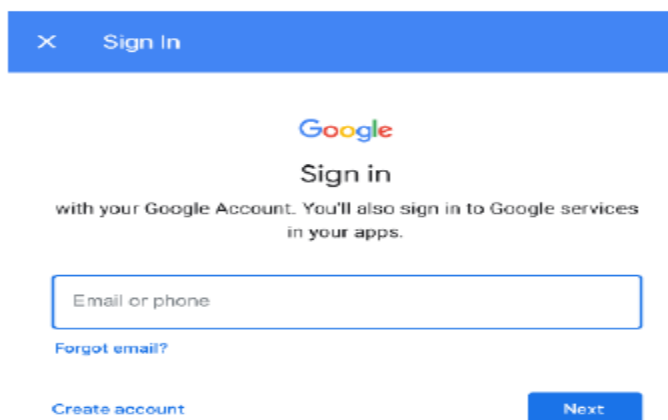
## Signing into Google Classroom on an iPad

Google Classroom is the on-line content management platform that has been selected by the Oxford Academy and Central School for use by students and teachers. This tool allows teachers and students to communicate and share materials in a secure environment. You must have an internet connection to use Google Classroom.

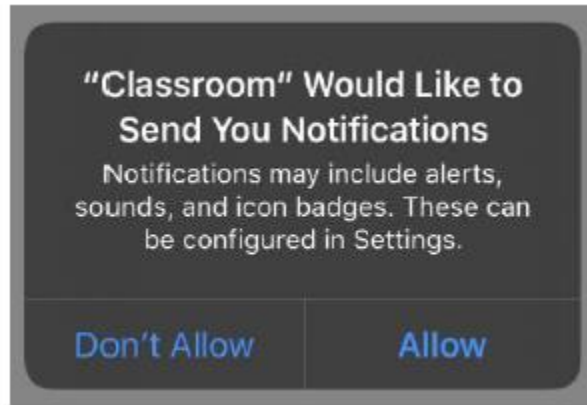
1. Click on the Google Classroom icon on the home screen and then click "Get Started".




2. Select your OXAC account. If it is not already listed, select "Add another account". Enter your OXAC Google Gmail address, click next and then enter your password. This information is on the documentation you received with your iPad. If you need your account information, please contact your student's teacher.



3. You will be asked if you would like Classroom to send you notifications. This can be changed later in settings.



4. A list of Google Classrooms that you have been enrolled in will appear. Click on "Accept" to enter.



5. If your teacher has given you a code to enroll in a Classroom and you do not see the classroom already listed, click on the "+" at the bottom of the screen and enter the code. Most students will be pre-enrolled by their teachers and will not need to complete this step.

**If you need further assistance, please contact us!**

Oxford Academy and Central School Technology

Jennifer Davis – [jdavis@oxac.org](mailto:jdavis@oxac.org) / 607-843-2025 ext:3248

If no one is available, leave a message and someone will return your call. Calls made after 3:00 PM will be returned the following business day.